

HOW TO PACK YOUR PARCEL

Last update: 23/10/19


Some pointers on how to pack your valuables in order to retain their original condition throughout the delivery process.

LIQUOR, WINE



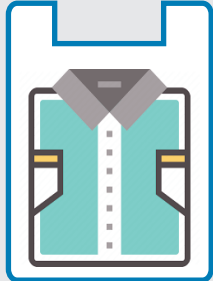
When sending liquor, wine or other bottled items, please indicate in the description box during checkout and inform our personnel as well.

GLASS, CERAMICS



Glass items, ceramics and other fragile items should carefully be wrapped with protective materials like bubble wrap and placed in the upright position to minimise movement.

CLOTHING, FABRIC




Place clothing, fabric or soft material into a clean and dry plastic bag before inserting into a sturdy box.

ELECTRONIC DEVICES



Wrap electronic device in original box with a few layers of bubble wrap than insert into a sturdy box and add a few silica gel packs before sealing carton box.

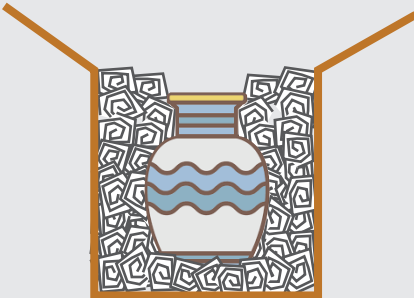
LIQUID, FLUID



Place items that contain liquid into clear sealable plastic bags and in an upright position to prevent spillage during movement.


Other important things to consider:

MINIMISE CONTENT MOVEMENT



Pad the empty spaces in the carton box with balled up old newspapers or any recycled paper for cushioning.

CLEARLY MARK PACKAGING



Clearly label fragile items with a 'FRAGILE' sticker on the top and sides of the carton.

PROTECT ORIGINAL PACKAGING



If the packaging of your valuable matters, wrap it with bubble wrap before inserting into a sturdy carton box.

Disclaimer

While adhering to these packaging tips to prepare your contents for shipping will minimise the possibility of damage during the delivery process, it does not constitute a service guarantee of safe and damage-free delivery.

XEN>NOW

Click here for more info on our [Packaging terms & conditions](#) or Call: 012 429 8650